




Make your own money box!

Print out and cut along the lines. Fold and glue the tabs into place to create a money box you can use to collect donations at your event.

You'll need:

- Scissors
- Glue

Don't forget to tag us in your event photos:

-  @stlukesharrow
-  stlukeshospice
-  stlukeshospice

